

---

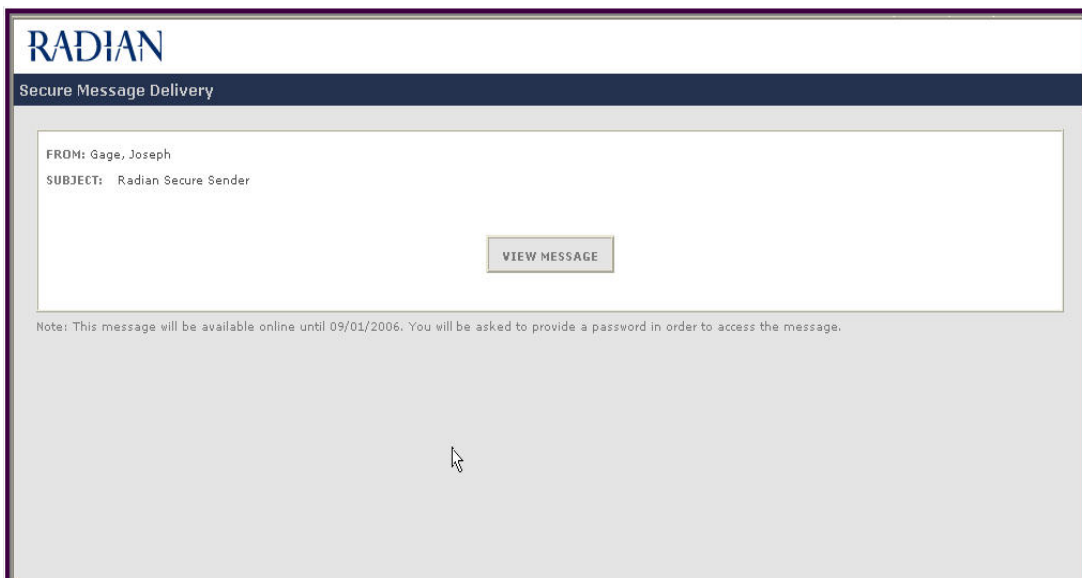
### What is Radian Secure Sender?

Radian Secure Sender is an encrypted email delivery solution that gives you a reliable, private method to exchange emails and files containing confidential, proprietary or non-public customer information securely with Radian.

### How do I get a Radian Secure Sender password?

When your first email is sent using Radian Secure Sender you will receive a message in your Inbox which includes a link from Radian. You click on View Message and are taken to the Radian Secure Sender registration page where you will set up your user name and password.

### Radian Generated Email:



## Radian Secure Sender Registration Page:

### **What are the Password requirements for the Radian Secure Sender?**

The password requirements for accessing Secure Sender are a minimum of 10 characters with at least 2 digits and at least 6 alphabetic characters.

### **How often can I change my password?**

You can change your password only once every 24 hours.

### **What should I do if I forget my password?**

If you need help remembering your password click on password hint on the Sign In page of the Secure Sender mailbox.

### **What should I do if I forget my username?**

Your Radian Secure Sender username is your email address.

### **How will I access the Radian Secure Sender mailbox?**

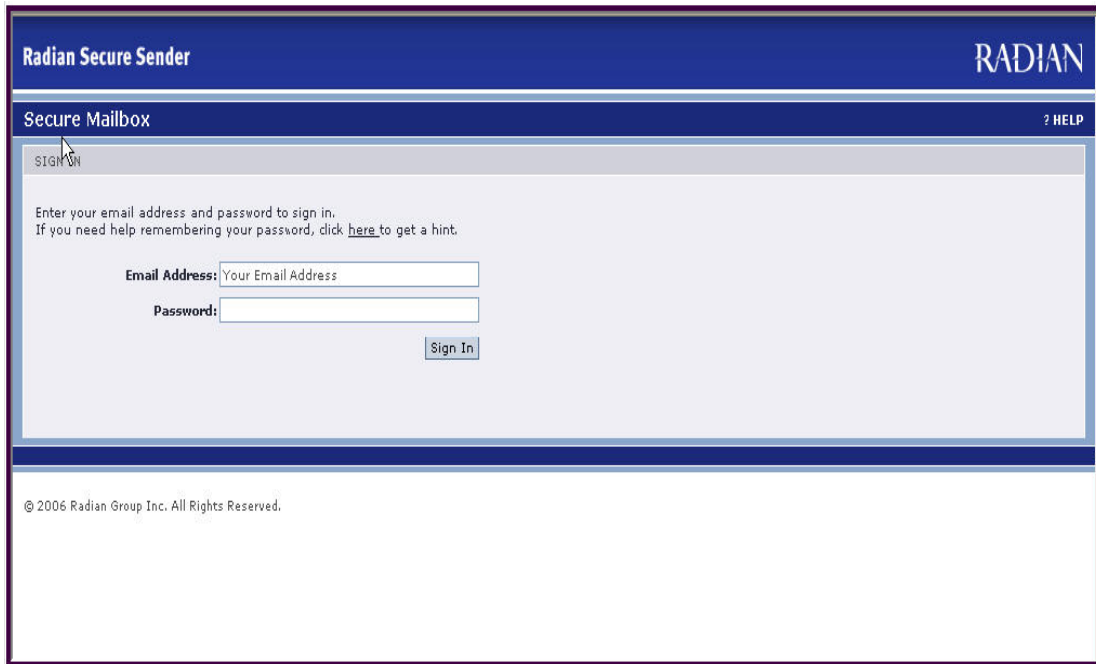
You can access the Radian Secure Sender Mailbox by clicking on the link of a Radian Secure email or you can bookmark the Radian Secure Sender URL to your desktop and sign in using your username and password.

### **What is the Radian Secure Sender URL?**

The Radian Secure Sender URL is <https://securesender.radian.biz/messenger>.

## How do I sign into my Radian Secure Sender mailbox?

You can sign into your Radian Secure Sender mailbox through a link which is attached to a Radian secure email or the Radian Secure Sender URL.

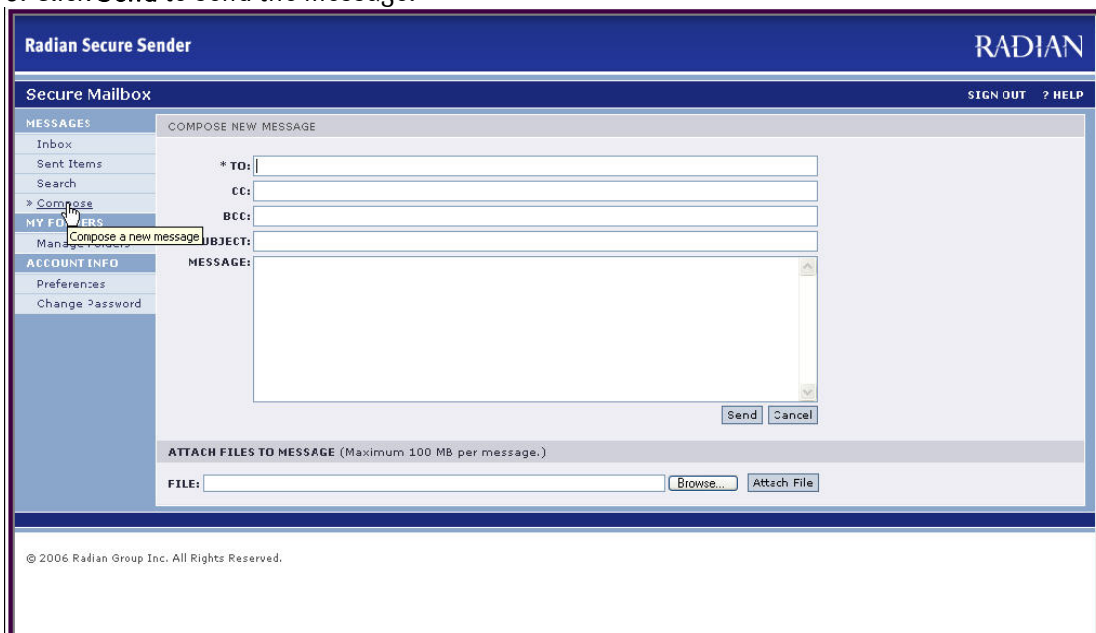


The screenshot shows the 'Radian Secure Sender' login interface. At the top, there is a blue header with 'Radian Secure Sender' on the left and the 'RADIAN' logo on the right. Below the header is a 'Secure Mailbox' section with a '? HELP' link. The main content area is titled 'SIGN IN' and contains the following text: 'Enter your email address and password to sign in. If you need help remembering your password, click [here](#) to get a hint.' Below this text are two input fields: 'Email Address: Your Email Address' and 'Password:'. A 'Sign In' button is positioned to the right of the password field. At the bottom of the page, there is a copyright notice: '© 2006 Radian Group Inc. All Rights Reserved.'

## How do I Send a Secure message to Radian?

Once you have signed into your Radian Secure Sender mailbox follow the steps below to Compose and Send a new message.

1. Click **Compose**
2. Enter the mail address or addresses to which you wish to send the message or attachment or both.
3. Optionally, enter the mail addresses you wish to copy the message in the CC field.
4. Optionally, type a subject line, and a message in the text area.
5. To attaché a file, click **Browse** at the bottom of the page, select the file in the Choose file dialog, and click Open.
6. Click **Send** to send the message.



The screenshot shows the 'Radian Secure Sender' 'Compose New Message' interface. The top header is blue with 'Radian Secure Sender' on the left and the 'RADIAN' logo on the right. Below the header is a 'Secure Mailbox' section with 'SIGN OUT' and '? HELP' links. The main content area is titled 'COMPOSE NEW MESSAGE' and contains the following elements: a left sidebar with navigation links (Inbox, Sent Items, Search, Compose, MY FILES, ACCOUNT INFO), a 'Compose a new message' button, and a main form area with fields for '\* TO:', 'CC:', 'BCC:', and 'SUBJECT:'. Below these fields is a large text area for the message body. At the bottom of the form are 'Send' and 'Cancel' buttons. Below the form is a section for attaching files, titled 'ATTACH FILES TO MESSAGE (Maximum 100 MB per message.)', with a 'FILE:' input field, a 'Browse...' button, and an 'Attach File' button. At the bottom of the page, there is a copyright notice: '© 2006 Radian Group Inc. All Rights Reserved.'

**How long will messages be available on Radian Secure Sender?**

Emails and attachments received via Radian Secure Sender are available for 30 days from the day of receipt.

**What happens if an email expires from my Radian Secure Sender Mailbox?**

If an email expires from your Radian Secure Sender Mailbox please contact your Radian business partner to request the email to be resent.

**What should I do if I am locked out of Radian Secure Sender?**

Contact Customer Service at **1-877-Radian1 (877 723.4261)**. Customer Service will issue passwords and, upon your next login, you should change your password to a new password.